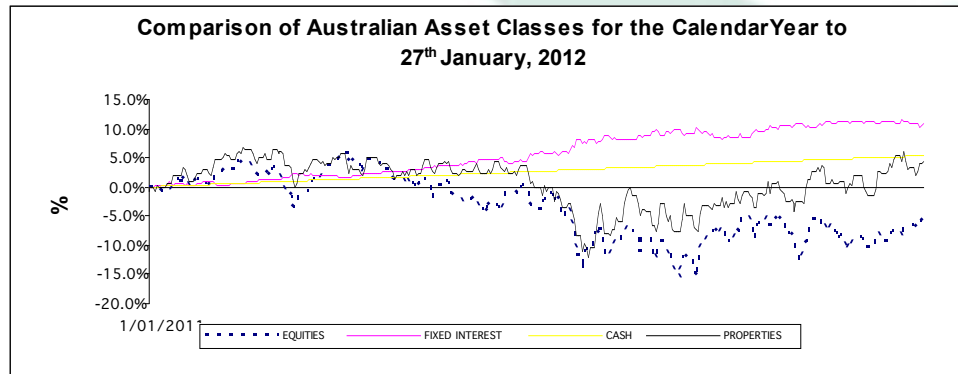






Weekly Market Report

Weekly Market Movements						
Indices	27-Jan	% chg	% chg	% chg	% chg	Aust Fixed Interest Market
	Day	Week	MTD	CYTD	FYTD	
Aust Equities - S&P/ASX 200	32,644.35	1.15	5.72	5.72	-4.55	Cash 11am 4.25
Aust Equities - S&P/ASX 300	32,533.40	1.13	5.74	5.74	-4.66	90 Day Bank Bill 4.36
Listed Property - S&P/ASX 200	20,190.98	0.89	5.89	5.89	1.02	
Cash - UBSW Bank Bill	7,467.92	0.09	0.34	0.34	2.82	
Aust Fixed Interest	6,894.96	-0.04	-0.34	-0.34	6.30	
Aust Index Bonds	5,311.93	-0.110	0.43	0.43	12.97	



Weekly Market Movements					
Indices	27-Jan	% chg	% chg	% chg	% chg
		Week	MTD	CYTD	FYTD
US - Dow Jones	12,660.46	-0.47	3.63	3.63	1.98
US - S&P 500	1,316.33	0.07	4.67	4.67	-0.33
US - Nasdaq	2,816.55	1.07	8.11	8.11	1.55
Intl Equities - Cogent World (Unhedged)	1,432.20	-0.86	1.57	1.57	-4.68
Intl Equities - Cogent World (Hedged)	819.44	0.17	4.48	4.48	-4.22
Intl Fixed Interest - JP Morgan	449.01	0.63	0.65	0.65	8.14
Commodities		Week	MTD	CYTD	FYTD
Gold (US\$/oz)	1,732.84	4.18	9.93	9.93	15.19
Oil WTC (US\$/barrel)	99.56	1.12	0.74	0.74	4.34

	27-Jan	% chg	% chg	% chg	% chg
		Week	MTD	CYTD	FYTD
	1.0628	1.66	3.67	3.67	-0.73
	81.5539	1.15	3.39	3.39	-5.68
	0.8093	0.01	2.48	2.48	9.60
	0.6784	0.75	2.84	2.84	1.73

Disclaimer: BNP Paribas Securities Services ensures that the best effort has been made in regards to this report's accuracy but does not guarantee the accuracy, reliability or completeness of the information in this report. This report is not a document urging the reader to buy or sell any securities or to be used as the basis of making an investment decision. If this report has been received by email, it can not be guaranteed to be secure or correct as email can be lost, intercepted and changed or not arrive on time. BNP Paribas Securities Services does not accept any liability as a result of loss or damage from this email. Source: Bloomberg/IRESS